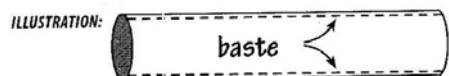


DIVISION 11 – QUILTING

Four “Best of Division” rosettes will be awarded in this division. One “Best of Show” quilt will be selected from the general and senior division winners. See “SPECIAL AWARDS” for details.

DIVISION RULES: All quilts **MUST** have a 6” sleeve stitched at the top (on the back) of the entry to accommodate a cross pole for hanging although the sleeve for a baby or crib size quilt may be narrower (3”-6” width). Mini quilts, doll quilts, small household accessories, and various miscellaneous items such as clothing and purses do not need sleeves. **To make the sleeve:** Use a strip of fabric the full width of the quilt and 14” wide; fold the strip in half the full length; sew it together with a ½” seam (**the result is a long tube/sleeve**); turn it inside out which places the seam inside the tube/sleeve; iron the tube/sleeve with the seam in the middle; place the pressed tube/sleeve with the seam against the back of the quilt; pin the tube/sleeve to the quilt back **one inch** from the top. **Please hand stitch both the TOP and BOTTOM of the sleeve to the back of the quilt.** Stitching of the sleeve will not be judged. Take care to not go through to the front of the quilt. (See following illustration.)



Place sleeve about 1” from top back.
Baste both top and bottom of the sleeve to quilt back.

Quilt Sizes (Approximate): Throw 50”x70”,
Twin/Double Size 70”x90” Queen/King Quilt 90”x108”

THIS DIVISION IS A ONE PERSON PROJECT EXCEPT WHERE SPECIFICALLY STATED. Please list names of all stitching partners on the entry form along with your description.

Classes 273 – 360
Premiums: 1st - \$8 2nd - \$6 3rd - \$4 4th – ribbon

Hand Quilted – Large Quilts (Double, Queen, King)

- 273. Pieced (Easy)
- 274. Pieced (Difficult), including lone star
- 275. Hand Applique
- 276. Quilt made by a group (5 or more people)
- 277. Top made by an individual – quilted by a group
- 278. Old top or blocks recently quilted – minimum 30 years or older

279. Any quilt made by a beginner

Hand Quilted Twin/Double (Approximate 70x90 inches)

- 280. Any quilt made by a beginner
- 281. Pieced
- 282. Appliqued
- 283. Other

Baby Quilts – Hand Quilted

- 284. Any quilt made by a beginner
- 285. Pieced
- 286. Quilted with big stitch
- 287. Whole cloth/panel
- 288. Other

Hand Quilted Throw (Approximate 50x70 inches)

- 289. Pieced
- 290. Appliqued
- 291. Big Stitch
- 292. Crazy Quilt
- 293. Other

Machine Quilted – Large Quilts (Double, Queen, King)

- 294. Pieced (Easy)
- 295. Pieced (Intermediate)

- 296. Pieced (Difficult)
- 297. Hand Pieced
- 298. Combined pieced/appliqued
- 299. Hand applique
- 300. Machine applique
- 301. Hand Embroidery
- 302. Beginner’s first quilt
- 303. Sampler
- 304. Holiday
- 305. Patriotic
- 306. Seasonal – Spring
- 307. Seasonal – Summer
- 308. Seasonal – Fall
- 309. Seasonal – Winter
- 310. Old Top recently quilted (include short story)
- 311. Quilt made by a group (5 or more people)
- 312. Foundation piecing
- 313. Other

Machine Quilted Twin/Double (approximate 70x90 inches)

- 314. Pieced
- 315. Appliqued
- 316. Combination pieced/appliqued
- 317. Seasonal
- 318. Sampler
- 319. Christmas
- 320. Foundation piecing
- 321. Patriotic
- 322. Any quilt by a beginner
- 323. Other

Machine Quilted Throw (Approximate 50 x 70 inches)

- 324. Pieced (Easy)
- 325. Pieced (Intermediate)
- 326. Pieced (Difficult)
- 327. Applique
- 328. Combined pieced/applique
- 329. Christmas
- 330. Patriotic
- 331. Halloween
- 332. Sampler
- 333. Embroidery – hand
- 334. Embroidery – machine
- 335. Seasonal
- 336. Any quilt made by a beginner
- 337. Foundation pieced
- 338. Flannel
- 339. Other

Baby Quilts – Machine Quilted


- 340. Pieced
- 341. Applique
- 342. Combined piece/applique
- 343. Machine Embroidery
- 344. Hand Embroidery
- 345. Any quilt by a beginner
- 346. Rag quilt
- 347. Other

Long Arm Machine Quilters – Under 250” total perimeter

- 348. Pieced
- 349. Pieced and appliqued
- 350. Machine embroidery
- 351. Other

Over 250” total perimeter

- 352. Pieced
- 353. Pieced and appliqued



- 354. Machine embroidery
- 355. Other

Tied Quilts (Cotton & other fabrics)

- 356. Tied cotton pieced
- 357. Tied baby quilt
- 358. Camp quilt tied
- 359. Camp quilt quilted
- 360. Other

DIVISION 26

SENIORS – QUILTING

Two “Best of Division” rosettes will be awarded in this division. One “Best of Show” quilt will be selected from the general and senior division winners. See “SPECIAL AWARDS” for details.

DIVISION RULES: All quilts **MUST** have a 6” sleeve stitched at the top (on the back) of the entry to accommodate a cross pole for hanging although the sleeve for a baby or crib size quilt may be narrower (3”-6” width). Mini quilts, doll quilts, small household accessories, and various miscellaneous items such as clothing and purses do not need sleeves. **See Division 11-Quilting for directions to make the sleeve (Page 40)**

SIZE: List measurements with description on entry form.

THIS DIVISION IS A ONE PERSON PROJECT EXCEPT WHERE SPECIFICALLY STATED. List names of all stitching partners on the entry form along with your description.

Classes 725 – 812
Premiums: 1st - \$8 2nd - \$6 3rd - \$4 4th – ribbon

Hand Quilted – Large Quilts (Double, Queen, King)

- 725. Pieced (Easy)
- 726. Pieced (Difficult), including lone star
- 727. Hand Applique
- 728. Quilt made by a group (5 or more people)
- 729. Top made by an individual – quilted by a group
- 730. Old top or blocks recently quilted – minimum 30 years or older
- 731. Any quilt made by a beginner

Hand Quilted Twin/Double (Approximate 70x90 inches)

- 732. Any quilt made by a beginner
- 733. Pieced
- 734. Appliqued
- 735. Other

Baby Quilts – Hand Quilted


- 736. Any quilt made by a beginner
- 737. Pieced
- 738. Quilted with big stitch
- 739. Whole cloth/panel
- 740. Other

Hand Quilted Throw (Approximate 50x70 inches)

- 741. Pieced
- 742. Appliqued
- 743. Big Stitch
- 744. Crazy Quilt
- 745. Other

Machine Quilted – Large Quilts (Double, Queen, King)

- 746. Pieced (Easy)
- 747. Pieced (Intermediate)
- 748. Pieced (Difficult)
- 749. Hand Pieced
- 750. Combined pieced/appliqued
- 751. Hand applique
- 752. Machine applique
- 753. Hand Embroidery
- 754. Beginner’s first quilt
- 755. Sampler



- 756. Holiday
- 757. Patriotic
- 758. Seasonal – Spring
- 759. Seasonal – Summer
- 760. Seasonal – Fall
- 761. Seasonal – Winter
- 762. Old Top recently quilted (include short story)
- 763. Quilt made by a group (5 or more people)
- 764. Foundation piecing
- 765. Other

Machine Quilted Twin/Double (approximate 70x90”)

- 766. Pieced
- 767. Appliqued
- 768. Combination pieced/appliqued
- 769. Seasonal
- 770. Sampler
- 771. Christmas
- 772. Foundation piecing
- 773. Patriotic
- 774. Any quilt by a beginner
- 775. Other

SENIORS: Exhibitors 65 years and older may enter senior division classes. To be eligible for the Eldest Senior Award, place your birth date on entry form for consideration.

Machine Quilted Throw (Approximate 50 x 70 inches)

- 776. Pieced (Easy)
- 777. Pieced (Intermediate)
- 778. Pieced (Difficult)
- 779. Applique
- 780. Combined pieced/applique
- 781. Christmas
- 782. Patriotic
- 783. Halloween
- 784. Sampler
- 785. Embroidery – hand
- 786. Embroidery – machine
- 787. Seasonal
- 788. Any quilt made by a beginner
- 789. Foundation pieced
- 790. Flannel
- 791. Other

Baby Quilts – Machine Quilted

- 792. Pieced
- 793. Applique
- 794. Combined piece/applique
- 795. Machine Embroidery
- 796. Hand Embroidery
- 797. Any quilt by a beginner
- 798. Rag quilt
- 799. Other

Long Arm Machine Quilters – Under 250” total perimeter

- 800. Pieced
- 801. Pieced and appliqued
- 802. Machine embroidery
- 803. Other

Over 250” total perimeter

- 804. Pieced
- 805. Pieced and appliqued
- 806. Machine embroidery
- 807. Other

Tied Quilts (Cotton & other fabrics)

- 808. Tied cotton pieced
- 809. Tied baby quilt
- 810. Camp quilt tied
- 811. Camp quilt quilted
- 812. Other

DIVISION 12 – WALL HANGINGS AND ART QUILTS

Note: Small entries 36" x 36" (144" perimeter) and under. Large entries over 36" x 36" (144" perimeter). Entries must be ready to hang. **See Division 11 – QUILTING for directions** The tube/sleeve for small entries can be narrower.

- 361. Small quilts – hand quilted
- 362. Any wall hanging done by a beginner
- 363. Traditional pieced
- 364. Contemporary pieced
- 365. Traditional applique
- 366. Contemporary applique
- 367. Mixed techniques
- 368. Traditional pieced
- 369. Contemporary pieced
- 370. Traditional applique
- 371. Contemporary applique
- 372. Mixed techniques
- 373. Other hand quilted
- 374. Small quilts – machine quilted
- 375. Patchwork or quilted misc. item
- 376. Pillow
- 377. Miniature quilt (18" wide and 18" long, or less)
- 378. Other

SENIORS: Exhibitors 65 years and older may enter senior division classes. To be eligible for the Eldest Senior Award, place your birth date on entry form for consideration.

DIVISION 27 SENIORS – WALL HANGINGS

Note: Small entries 36" x 36" (144" perimeter) and under. Large entries over 36" x 36" (144" perimeter). Entries must be ready to hang. **See Division 11 – QUILTING for directions** The tube/sleeve for small entries can be narrower.

- 813. Small quilts – hand quilted
- 814. Any wall hanging done by a beginner
- 815. Traditional pieced
- 816. Contemporary pieced
- 817. Traditional applique
- 818. Contemporary applique
- 819. Mixed techniques
- 820. Traditional pieced
- 821. Contemporary pieced
- 822. Traditional applique
- 823. Contemporary applique
- 824. Mixed techniques
- 825. Other hand quilted
- 826. Small quilts – machine quilted
- 827. Patchwork or quilted misc. item
- 828. Pillow
- 829. Miniature quilt (18" wide and 18" long, or less)
- 830. Other

How to enter:

Bring in your entries with the entry form(s) to the Fairgrounds on **Monday, Aug. 13 or Tuesday, Aug. 14 from 11:00 a.m. to 7:00 p.m.** Entries will be taken in the South Expo Building. If you want to enter early and reduce time spent in line on entry days, you have the following 2 options:

- 5. a) Mail or deliver **ONLY** your **entry form(s)** to the Premium Office, 5610 Glenwood, Boise ID 83714 by **August 9.**
b) Then bring your **entries** to the Fairgrounds on **Aug. 13 or Aug. 14** from 11:00 a.m. to 7:00 p.m.
- OR 2.** a) Enter online by **Aug. 9** at www.idahofair.com. Follow the link to Competitive Exhibits. A \$2 fee will apply. This fee is per exhibitor, regardless of number of entries or in how many departments you enter.
b) Then bring your **entries** to the Fairgrounds on **Aug. 13 or Aug. 14** from 11:00 a.m. to 7:00 p.m.